

Pella Global Generations PIE Fund

Fund Fact Sheet January 2026

The Fund's investment objective is to obtain returns greater than the MSCI All Country World Index Total Return (NZD, net), ("Benchmark") and with lower volatility than the Benchmark, over the medium to long term by investing in long-only equities, subject to Pella's responsible investing processes.

Pella's Investment Approach

Pella's investment approach combines rigorous stock selection with disciplined portfolio construction. We invest in global companies with strong free cash flow, above-GDP growth, durable competitive advantages, robust balance sheets, strong ESG credentials, effective management, and industry leadership. Valuations must be compelling, based on free cash flow yield relative to expected growth.

We invest across a broad range of industries, geographies, and company sizes to ensure a highly diversified portfolio.

Our aim is to deliver long-term returns by building a portfolio that grows faster, is higher quality, and is more attractively valued than the market.

Key Information

CIO & PM	Jordan Cvetanovski
Launch Date	4 April 2025
Price (NAV)	NZ\$1.13
Management Fee	0.85%
Buy / Sell Spread	+0.25%/-0.25%
Minimum Investment	NZ\$25,000 / NZ\$500 per month
Pricing Frequency	Daily
Tax	Based on investor prescribed rate
Benchmark ⁽¹⁾	MSCI ACWI (net, NZD)

(1) The fund's investable universe differs to the benchmark and may have a different return and risk profile to the benchmark. The fund's negative screen excludes several activities that are included in the benchmark such as fossil fuel mining; transportation; weapons; alcohol; casinos; and companies rated CCC by MSCI. The fund can invest in companies that are not in the benchmark if those companies satisfy the fund's liquidity requirements

Platform Availability

Adminis	✓
Apex	✓
FNZ Custodians	✓
Direct Online Portal	✓

Please contact Pella Funds Management to request your preferred platform.

PIE Fund Performance (%), net of fees and expenses, NZD

Inception 4 Apr 2025	Fund	Benchmark	Relative
1 month	-2.6%	-2.1%	-0.5%
3 months	-4.5%	-1.5%	-3.0%
1 year	-	-	-
Inception to date	12.8%	28.2%	-15.4%

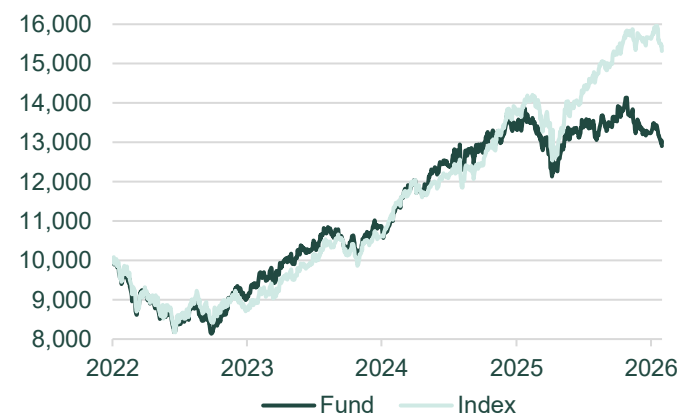
Returns are net of fees and assume reinvestment of distributions. Actual investor performance may differ due to the investment date, date of reinvestment of income distributions, and withholding tax applied to income distributions. Past performance is not indicative of future performance.

Pella Strategy Performance (%), net of fees and expenses, AUD

Inception 1 Jan 2022	Fund	Benchmark	Relative
1 month	-2.5%	-2.0%	-0.5%
3 months	-5.9%	-2.8%	-3.1%
1 year	-5.4%	8.5%	-13.9%
3 years - p.a.	11.0%	19.3%	-8.3%
Inception to date - p.a.	6.4%	11.0%	-4.6%

Pella Global Generations Fund Class B. The responsible entity for this Fund is The Trust Company (Perpetual).

Pella Strategy Performance Value of \$10,000 invested at inception



The responsible entity for this Fund is The Trust Company (Perpetual).

Pella Strategy Key Risk Measures

Metric	Fund	Benchmark
Volatility of returns ⁽²⁾	12.6%	13.0%
Beta	0.82	
Tracking error	6.2%	
Active share	93.5%	

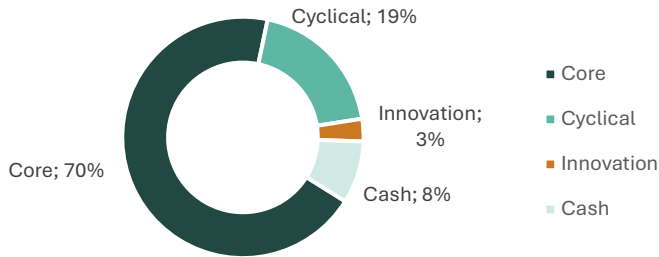
Source - Pella Funds Management using MSCI ESG data, Bloomberg

⁽²⁾ Volatility of daily returns, annualised

Top Fund Holdings

Company	Region	Sector
3i Group	UK	Financials
ASML	EU	IT
Deutsche Börse	EU	Financials
Schneider Electric	EU	Industrials
TSMC	Asia	IT

Fund Segment Allocation



Geographic & Asset Allocation

Asset Class	Fund	Benchmark
Developed Markets	77%	87%
USA & Canada	39%	65%
Europe	38%	15%
Developed Asia	0%	4%
Others	0%	3%
Emerging Markets	15%	12%
Emerging Asia	15%	10%
Latin America	0%	1%
Others	0%	1%
Cash	9%	0%

Currency Exposure

Currency	FUND	Benchmark
USD	49%	63%
EUR	21%	8%
HKD	9%	3%
GBP	7%	4%
SEK	5%	1%
DKK	5%	0%
NZD	2%	0%
CHF	2%	2%

Signatories and Recognitions



Top and Bottom Performance Contributors

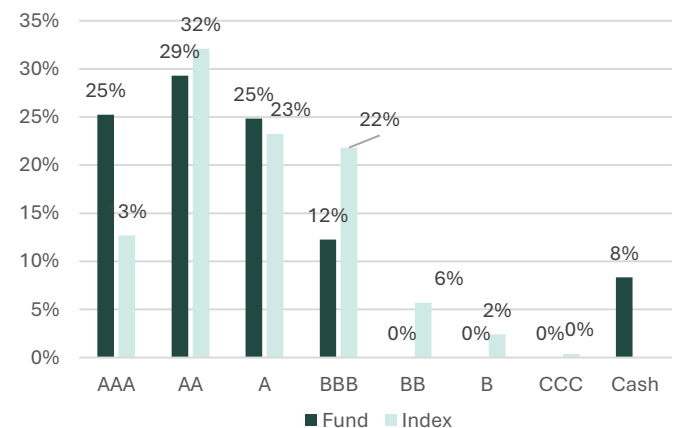
Top 3 - Latest Month	Return	Contribution
ASML	27%	0.69%
OneStream	27%	0.42%
Epiroc	18%	0.39%

Bottom 3 - Latest Month	Return	Contribution
UnitedHealth Group	-17%	-0.67%
Intuitive Surgical	-15%	-0.37%
Microsoft	-15%	-0.32%

Sector (GICS) Allocation

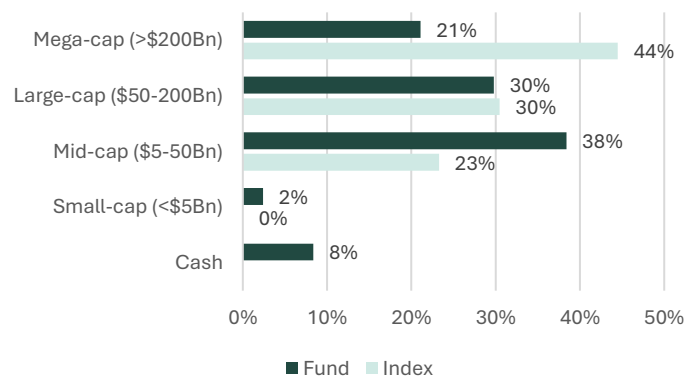
Sector	Fund	Benchmark
Industrials	26%	10%
Financials	23%	18%
Health Care	22%	9%
Information Technology	12%	27%
Materials	6%	4%
Consumer Discretionary	3%	10%
Communication Services	0%	7%
Consumer Staples	0%	5%
Utilities	0%	3%
Real Estate	0%	2%
Energy	0%	3%
Cash	8%	0%

MSCI ESG Rating Distribution



Source – Pella, using MSCI ESG data

Market-Cap Exposure (USD)



Source – Pella, using MSCI ESG data



Pella Funds Management Pty Ltd ABN 45 003 278 831 AFSL 235150
Australia +61 2 9188 1500 | E enquiries@pellafunds.com | pellafunds.com

Important Information

This publication is provided by Pella Funds Pty Limited (Pella) in good faith as a summary to accompany the Product Disclosure Statement (PDS) for the Pella Investment Funds (Scheme), comprising the Pella Global Generations PIE Fund (Fund). The PDS is available from the issuer, FundRock NZ Limited (FundRock NZ) at www.fundrock.com/fundrock-new-zealand/frnz-documents-and-reporting/, and at <https://disclose-register.companiesoffice.govt.nz/>. This is not an offer of units, a proposal, invitation, or recommendation to sell, subscribe, or purchase any units in the Fund. Applications must be made using the application form available from Pella or FundRock NZ. Information and opinions are based on sources Pella believes reliable; however, Pella, its directors, officers, and employees make no warranties as to accuracy or completeness and disclaim liability for any loss or damage arising from reliance, except for statutory liability that cannot be excluded. Opinions reflect Pella's judgment at the publication date and are subject to change without notice. This disclaimer extends to FundRock NZ and any entity distributing this publication. The information is not intended as financial advice under the Financial Markets Conduct Act 2013 (FMC Act) as amended by the Financial Services Legislation Amendment Act 2019 (FSLAA). Pella has not considered the investment objectives, financial situation, or needs of any individual. Professional advice should be sought before investing. Past performance is not necessarily indicative of future performance; unit prices may rise or fall, and investors may not recover their full capital. No part of this document may be reproduced without permission from Pella or FundRock NZ. FundRock NZ is the issuer and manager of the Scheme; Pella is the investment manager.